

Thermostoves - Gamma26












The Gamma26 range of thermostoves have a traditional design and would grace any living room or area in the house. With a trendy design and easy installation, it is a great solution for heating. The unit has an integrated heat exchanger to provide external heat, so it can be connected to existing central heating systems and hot water cylinders.



Colours Available:




Technical Data:

 Heat Input (Nom - Min) 29.0 - 7.5 kW	 Autonomous Period (Nom - Min Power) - 7.65 - 30 hours	 Heatable Volume (Indicative) 550 m3
 Heat Output (Nom - Min) 23.2 - 5.6 kW	 Weight of Unit 220 kg	 Fuel Consumption (Nom - Min Power) 5.88 - 1.5 kg/hour
 Efficiency (Nom - Min) 92.4 - 94.1 %	 Dimensions L x W x H 657 x 725 x 1280mm	 Flue Positions Rear Outlet
 Pellet Tank Capacity 40 kg	 Flue Outlet Size 80mm	 Installation - On Floor

Equipment:

 Room Temperature Probe	 Weekly Chronothermostat	 Adjustable Power Levels
 Adjustable Fan Speeds	 Automatic Pellet Feed	 Self-Cleaning Glass
 Removable Ash Collector	 Stainless Steel Brazier	

Optional:

 Remote Control	 Wi fi
---	---