

Ducted Air Pellet Stoves - Milu Ducted













The Milu Ducted range of pellet stoves have a traditional design and would grace any living room or area in the house. With a trendy design and easy installation, it is a great solution for heating where ducting is to be installed in various rooms.



Colours Available:   



Technical Data:

 Heat Input (Nom - Min) 13.4 - 3.6 kW	 Autonomous Period (Nom - Min Power) - 9.26 - 34.7 hours	 Heatable Volume (Indicative) 340 m3
 Heat Output (Nom - Min) 12.1 - 3.3 kW	 Weight of Unit 125 kg	 Fuel Consumption (Nom - Min Power) 2.7 - 0.72 kg/hour
 Efficiency (Nom - Min) 90.0 - 93.4%	 Dimensions L x W x H 490 x 503 x 1073mm	 Flue Positions Rear Outlet
 Pellet Tank Capacity 25 kg	 Flue Outlet Size 80mm	 Installation - On Floor

Equipment:

 Room Temperature Probe	 Weekly Chronothermostat	 Adjustable Power Levels
 Adjustable Fan Speeds	 Automatic Pellet Feed	 Self-Cleaning Glass
 Removable Ash Collector	 Stainless Steel Brazier	

Optional:

 Remote Control	 Wi fi
---	---