










## Air Pellet Stoves - Zoe

The Zoe range of pellet stoves have a traditional designed brazier, with a high output & efficiency in mind. With a trendy design and easy installation, it is a great solution for heating.

Colours Available:



### Technical Data:

 Heat Input (Nom - Min) 9.5 - 3.5 kW	 Autonomous Period (Nom - Min Power) - 9.2 - 25.7 hours	 Heatable Volume (Indicative) 250 m3
 Heat Output (Nom - Min) 8.9 - 3.4 kW	 Weight of Unit 105 kg	 Fuel Consumption (Nom - Min Power) 1.96 - 0.7 kg/hour
 Efficiency (Nom - Min) 92.9 - 96.2%	 Dimensions L x W x H 464 x 465 x 1030mm	 Flue Positions Rear Outlet
 Pellet Tank Capacity 18 kg	 Flue Outlet Size 80mm	 Installation - On Floor

### Equipment:

 Room Temperature Probe	 Weekly Chronothermostat	 Adjustable Power Levels
 Adjustable Fan Speeds	 Automatic Pellet Feed	 Self-Cleaning Glass
 Removable Ash Collector	 Stainless Steel Brazier	

### Optional:

 Remote Control	 Wi fi
---	---